

SSIAM HNX30 ETF



MAY 2016

FUND MANAGERS

Vo Van Minh

Associate Portfolio Manager

E: minhvv@ssi.com.vn

Nguyen Quoc Binh

Senior Analyst

E: binhnq@ssi.com.vn

GENERAL INFORMATION

FUND NAME	SSIAM HNX30 ETF
BENCHMARK INDEX	HNX30 Index
FUND CODE	E1SSH30
STOCK EXCHANGE	HNX
INCEPTION	10-Dec-14
TOTAL NAV (VND)	81.3 billion
OUTSTANDING FUND UNITS	10,100,000
NAV/UNIT (VND)	8,047.25
TRACKING ERROR	0.78%
MARKET PRICE/UNIT	10,000
MARKET PRICE: 52 WEEK HIGH/LOW	10,000 / 9,500
ISIN CODE	VN0E1SSH304
BLOOMBERG CODE	E1SSH30 VN EQUITY

FUND DATA

Number of Holdings	26
P/E Ratio*	9.39
P/B Ratio*	1.00

(*: Source SSIAM)

INVESTMENT OBJECTIVES AND STRATEGY

The objective of SSIAM HNX30 ETF is to replicate the performance of HNX30 Index in all periods.

The Fund shall adopt the passive investment strategy with the objective to replicate the performance of HNX30 index portfolio. From time to time, the Fund shall adopt full replication approach or partial replication approach of HNX30 index portfolio to minimize the tracking error.

BENCHMARK INDEX – HNX30

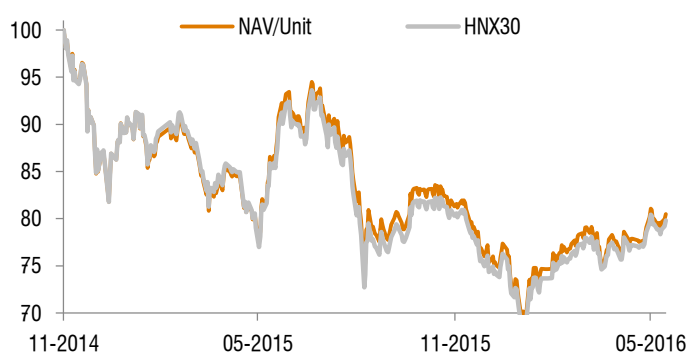
HNX30 Index is calculated based on free float adjusted market capitalization of 30 companies listed on Hanoi Stock Exchange according to the selection criteria of the index. Capitalization limit is 15%. If the weight of a constituent stock in the index becomes greater than 20%, the weight of the constituent stock would be re-adjusted to 15%.

FUND PERFORMANCE

	Growth (%)				
	1 Month	3 Month	6 Month	YTD	From end of capital contribution period (17/11/2014)
NAV/Unit	3.38%	5.89%	1.23%	4.63%	-20.20%
HNX30 Index*	3.35%	5.32%	0.77%	4.01%	-19.53%

The performance data shown represent past performance, which is not a guarantee of future results. Investment returns and principal values will fluctuate, so investors' share, when sold, may be worth more or less than their original cost.

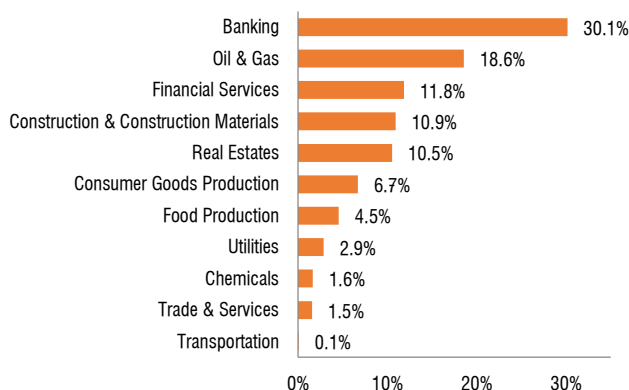
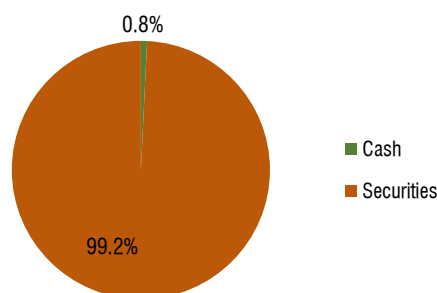
PERFORMANCE COMPARISON



"Fund house of the year" Vietnam in 2015



"Fund management company of the year" Vietnam 2012 2014 2015

SECTOR ALLOCATION (%NAV)

INVESTMENT ASSETS (%NAV)

FUND HOLDINGS (%NAV)

No	Share	Company Name	%NAV
1	ACB	Asia Commercial Bank	15.48%
2	SHB	Saigon Hanoi Commercial Joint Stock Bank	14.65%
3	PVS	PetroVietnam Technical Services Corporation	12.95%
4	SCR	Sai Gon Thuong Tin Real Estate JSC	5.12%
5	DBC	Dabaco Group	4.54%
6	VND	VNDirect Securities Corporation	3.65%
7	VCG	Vietnam Construction And Import-Export Joint Stock Corporation	4.02%
8	KLS	Kim Long Securities Corporation	4.89%
9	NTP	Tien Phong Plastic Joint Stock Company	4.27%
10	HUT	Tasco Joint Stock Company	3.98%
11	LAS	Lam Thao Fertilizers And Chemicals JSC	1.65%
12	KLF	KLF Joint Venture Investment International JSC	1.54%
13	SHS	Saigon - Hanoi Securities JSC	1.85%

No	Share	Company Name	%NAV
14	PLC	Petrolimex Petrochemical Corporation - JSC	1.98%
15	PGS	Petrovietnam Southern Gas Joint Stock Company	1.49%
16	CEO	C.E.O Group Joint Stock Company	2.28%
17	BII	Bao Thu Industrial Development and Investment JSC	2.28%
18	BVS	Baoviet Securities Company	1.45%
19	AAA	An Phat Plastic & Green Environment JSC	2.40%
20	PVC	Drilling Mud Joint Stock Corporation	1.41%
21	BCC	Bim Son Cement JSC	1.22%
22	NDN	Danang Housing Investment Development JSC	0.82%
23	PVB	Petro Viet Nam Coating JSC	0.73%
24	HMH	Hai Minh Corporation	0.06%
25	CHP	Central Hydropower Joint Stock Company	2.85%
26	VC3	Construction Joint Stock Company No. 3	1.68%

DISCLAIMER

This report is prepared and published by SSI Asset Management Limited Company (SSIAM). This report is only for reference purpose and could be changed without any notice. This report is not a prospectus, recommendation or any guarantee of SSIAM. SSIAM has no responsibility to update, amend this report in any form if any issues relating to opinions, forecasting and estimations in this report change or become inaccurate.

This report should not be used for accounting, tax purposes or making investment decisions. Investors should be highlighted that the performance results in the past do not ensure the Fund's performance in the future. Value of a Fund Certificate and the Fund's income can be increased or decreased and can not be guaranteed by Asset Management Company. If Investors have concern about their investment decisions, Investor should obtain more information or consult experts in order to have right decisions.



"Fund house of the year" Vietnam in 2015



"Fund management company of the year" Vietnam 2012 2014 2015